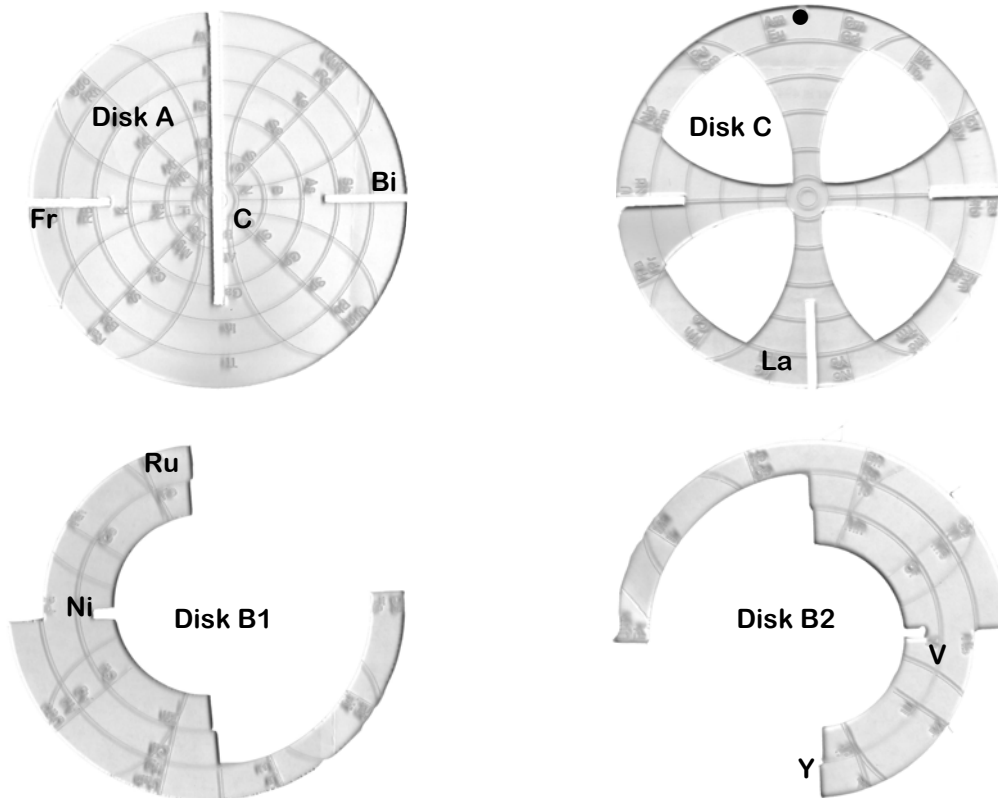


# Glen's Organising Device

## Instructions for the assembling the device.

Do not force anything. If it does not fit together easily then something is in the wrong place.

Place all the disks so the writing is facing upwards



\* Take note of the protrusions at *Ru* and *Y* - they are the tricky bit.

Hold the Major elements disk (A), with your left hand, and so *C* (carbon) is on the right hand side.

Place disk C, so *La* is at the bottom.

Slide disk C into Disk A, so you can see both *C* and *La*, in the same quarter.

Place Disk B1 with *Ni* to the left and Disk B2 with *V* to the right.

Looking at the gyro, so you can see both *C* and *La*, place the B1 so *Ni* slot matches the *Fr* slot, on Disk A. Then place Disk B2 so the *V* slot matches the *Bi* slot, on Disk A. DO NOT clip the single layer ends in yet!

The small protrusions near *Y* and *Ru*, need to be slotted in carefully, before the outside rings will fit in properly. Clip in one end at a time. Put pressure on the inside edge of Disk B2, pulling outwards, to achieve the second clip.

Click the single layer ends of Disk B into the slots in Disk A.

Well done. Welcome to Universal Order.

### To Hang Up

There is hole on the top of Disk C to tie the string through.

Hang where there is some wind. The device is weather proof but does not like being dropped on concrete floors.

### To disassemble

Hold the disk so you are looking down upon Disk B, Push down the ends of B disk, single 'rings', with your thumbs, while placing your index fingers in the middle ring, from underneath. Pull outwards with your index fingers.

The device is best hung where there is a air flow. It is weather proof and can be safely hung outside.

Also hang it from your car mirror and increase its movement by focusing the air vents on one side of the device.

More information about Glen's Organising Device  
can be sourced from [www.3dpt.org](http://www.3dpt.org).

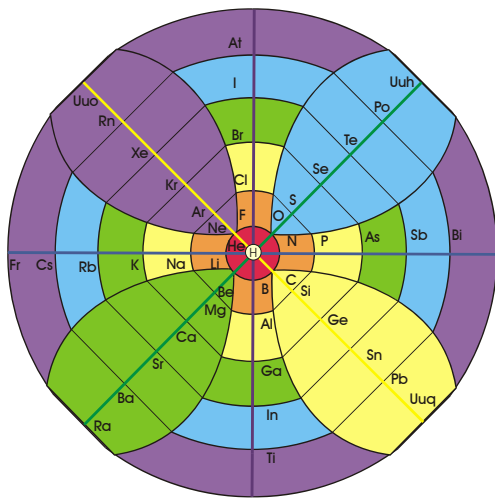
© The Garuda Trust 2008 - All rights reserved

**Glen's Organising Device** can be many things, however most of all, it is a 3 dimensional kinetic sculpture, that loves to spin in the wind, and give off flashes of light and shadow.

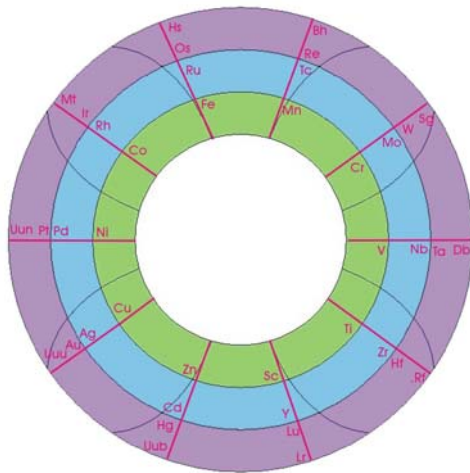
Its form is derived from the shape of the electro-magnetic fields of many of the astronomical bodies, most notably our Galaxy, Solar System, Earth and even the shape of our atoms. The letters are an 'artistic' representation of the Periodic Table of Chemical elements, from which life is made.

A short introduction to this Periodic Table can be found at [www.3dpt.org](http://www.3dpt.org). A longer version, outlining some of its other organisational uses is also available from this site, under the title "Biodynamic Chemistry".

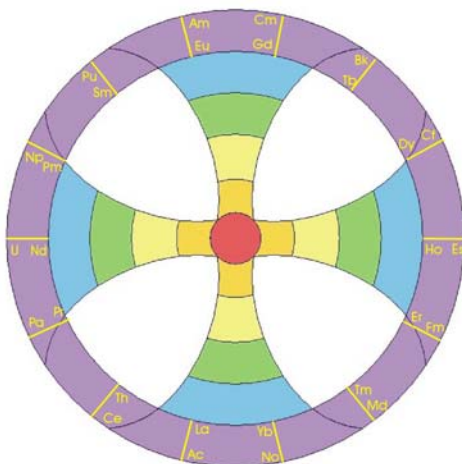
**Glen's Organising Device** is an expression of the axiom "As Above, So Below".



**The Major Elements**



**The Transition Elements**



**The Lanthanides and Actinides**